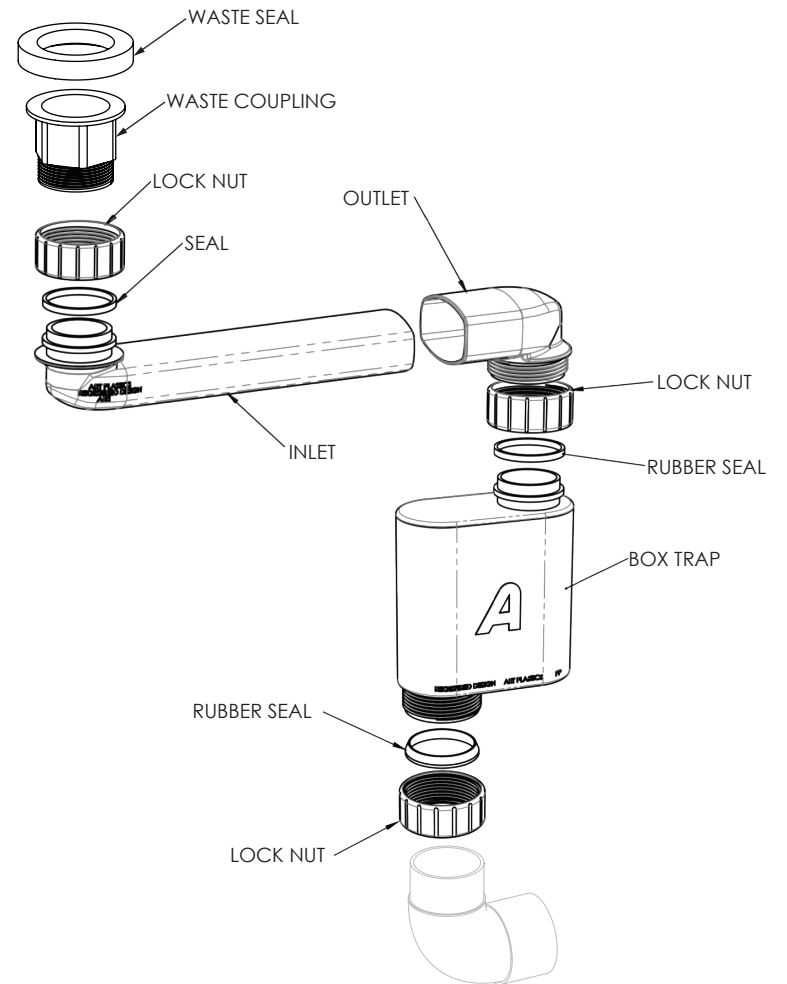
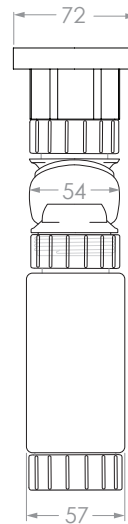
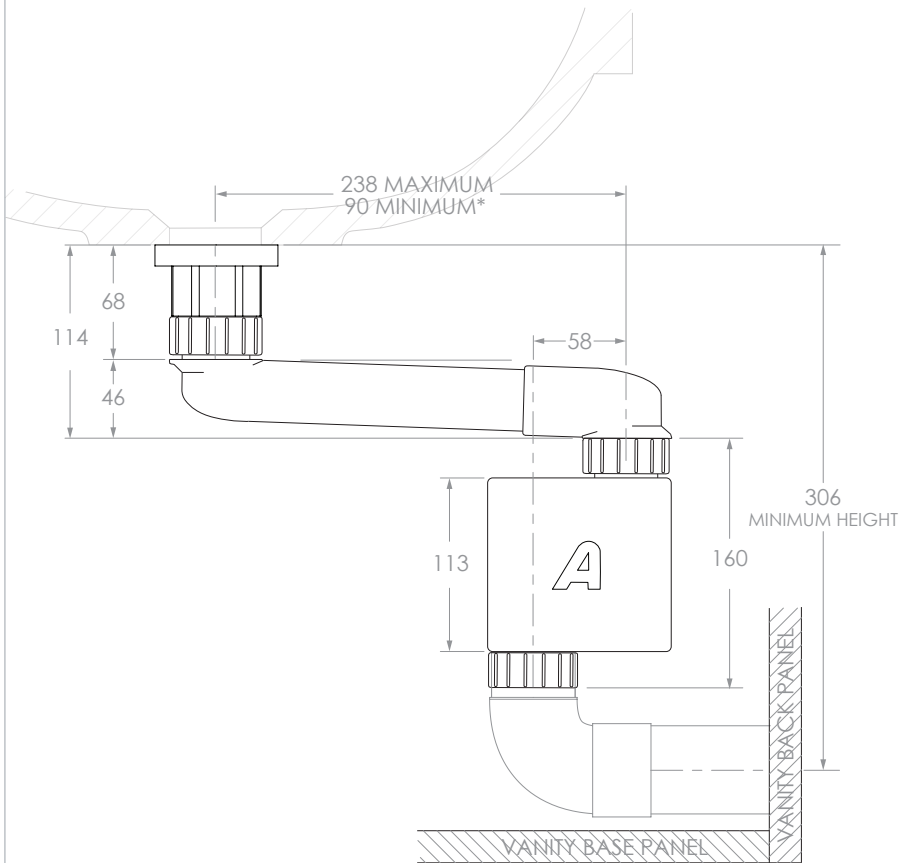


PRODUCT:	FLO 1800 OFFSET
SIZE:	1796W x 500D x *359/367H (539/547H WITH SPLASH)
CONFIGURATION:	ALL DRAWER, WALL HUNG
VERSION: 02	DATE: 31/01/2024

TOP:	12 / 20MM SOLID SURFACE BENCHTOP
BASIN POSITION:	OFFSET**
CODE:	FLOFAS1800WHLCP - (CHERRY PIE / LEFT OFFSET) FLOFAS1800WHLDU - (DURASEIN / LEFT OFFSET) FLOFAS1800WHRCP - (CHERRY PIE / RIGHT OFFSET) FLOFAS1800WHRDU - (DURASEIN / RIGHT OFFSET)

NOTES:	DIMENSIONS ARE NOMINAL. DO NOT DRILL OR ROUGH IN UNTIL YOU HAVE RECEIVED AND MEASURED YOUR VANITY. ALL DIMENSIONS ARE IN MILLIMETRES. DO NOT MEASURE FROM DRAWING. *FOR DURASEIN FINISHES 12MM MATERIAL THICKNESS. 20MM THICKNESS FOR ALL OTHER BENCHTOP FINISHES. **LEFT OFFSET PICTURED. RIGHT OFFSET IS SAME BUT MIRRORED AROUND CENTRE OF CABINET.
--------	--



PRODUCT:	SPACE SAVER PLUMBING KIT
CODE:	SPCSVRKIT40
OUTLET SIZE:	40MM
VERSION: 02	DATE: 29/06/2023

FINISH: WHITE

NOTES:
 DIMENSIONS ARE NOMINAL. DO NOT DRILL OR ROUGH IN UNTIL YOU HAVE RECEIVED AND MEASURED YOUR VANITY.
 ALL DIMENSIONS ARE IN MILLIMETRES. DO NOT MEASURE FROM DRAWING.
 SPACE SAVER PLUMBING KIT INCLUDED TO CONCEAL PLUMBING BEHIND DRAWER. PLEASE NOTE THAT THE BOX TRAP IS NOT COMPATIBLE WITH ALL BASINS. RECOMMEND USING A SHORT TRAP FOR SEMI INSET BASINS.