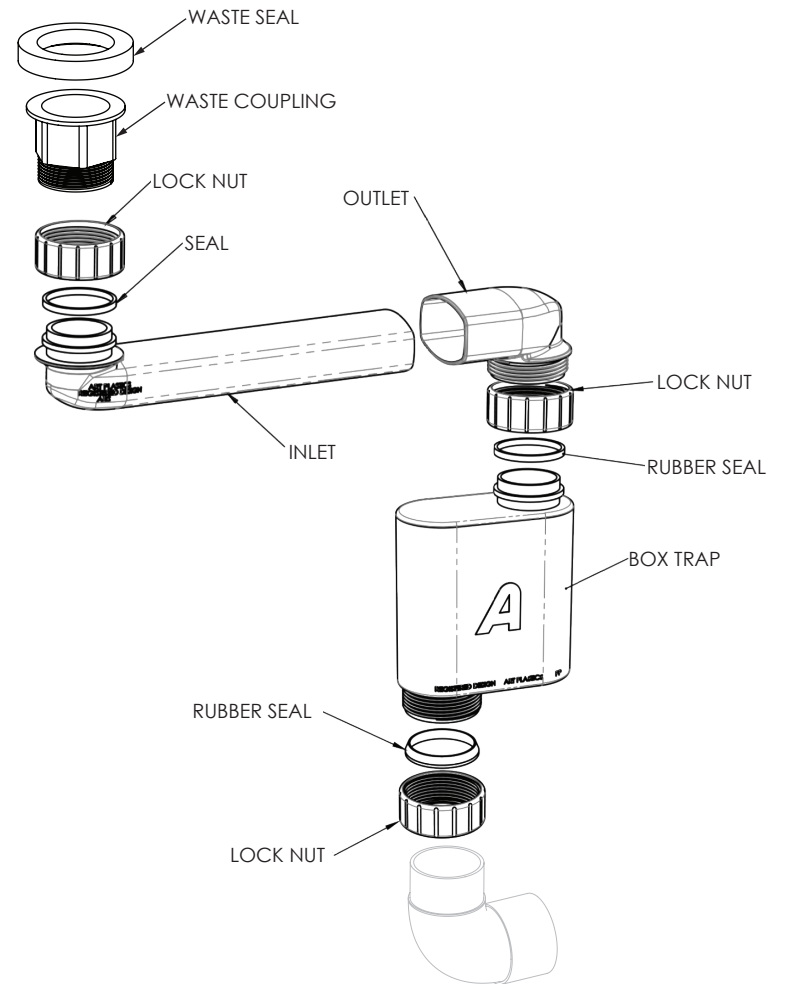
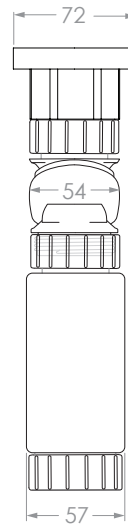
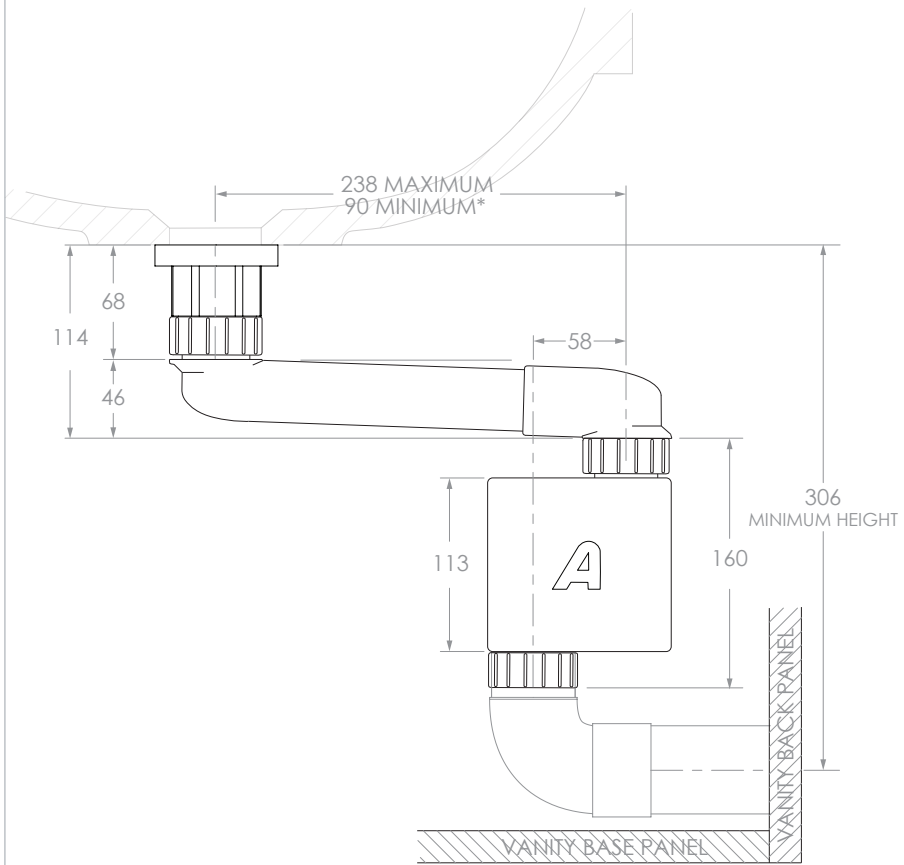


PRODUCT:	WAVERLEY 1200 RIGHT	CODE:	WAVFAS1200WHR*
SIZE:	1198W x 500D x 367H	BASIN POSITION:	RIGHT OFFSET
CONFIGURATION:	ALL DRAWER, WALL HUNG	TOP:	20MM CHERRY PIE, FRIDAY, CAESARSTONE *DRAWING APPLIES FOR CODES ENDING: CP, FR, CS
VERSION: 03	DATE: 04/07/2023		

NOTES:
 DIMENSIONS ARE NOMINAL. DO NOT DRILL OR ROUGH IN UNTIL YOU HAVE RECEIVED AND MEASURED YOUR VANITY.
 ALL DIMENSIONS ARE IN MILLIMETRES. DO NOT MEASURE FROM DRAWING.
 SPACE SAVER PLUMBING KIT INCLUDED TO CONCEAL PLUMBING BEHIND DRAWER. PLEASE NOTE THAT THE BOX TRAP IS NOT COMPATIBLE WITH ALL BASINS. RECOMMEND USING A SHORT TRAP FOR SEMI INSET BASINS.



PRODUCT:	SPACE SAVER PLUMBING KIT
CODE:	SPCSVRKIT40
OUTLET SIZE:	40MM
VERSION: 02	DATE: 29/06/2023

FINISH: WHITE

NOTES:
 DIMENSIONS ARE NOMINAL. DO NOT DRILL OR ROUGH IN UNTIL YOU HAVE RECEIVED AND MEASURED YOUR VANITY.
 ALL DIMENSIONS ARE IN MILLIMETRES. DO NOT MEASURE FROM DRAWING.
 SPACE SAVER PLUMBING KIT INCLUDED TO CONCEAL PLUMBING BEHIND DRAWER. PLEASE NOTE THAT THE BOX TRAP IS NOT COMPATIBLE WITH ALL BASINS. RECOMMEND USING A SHORT TRAP FOR SEMI INSET BASINS.