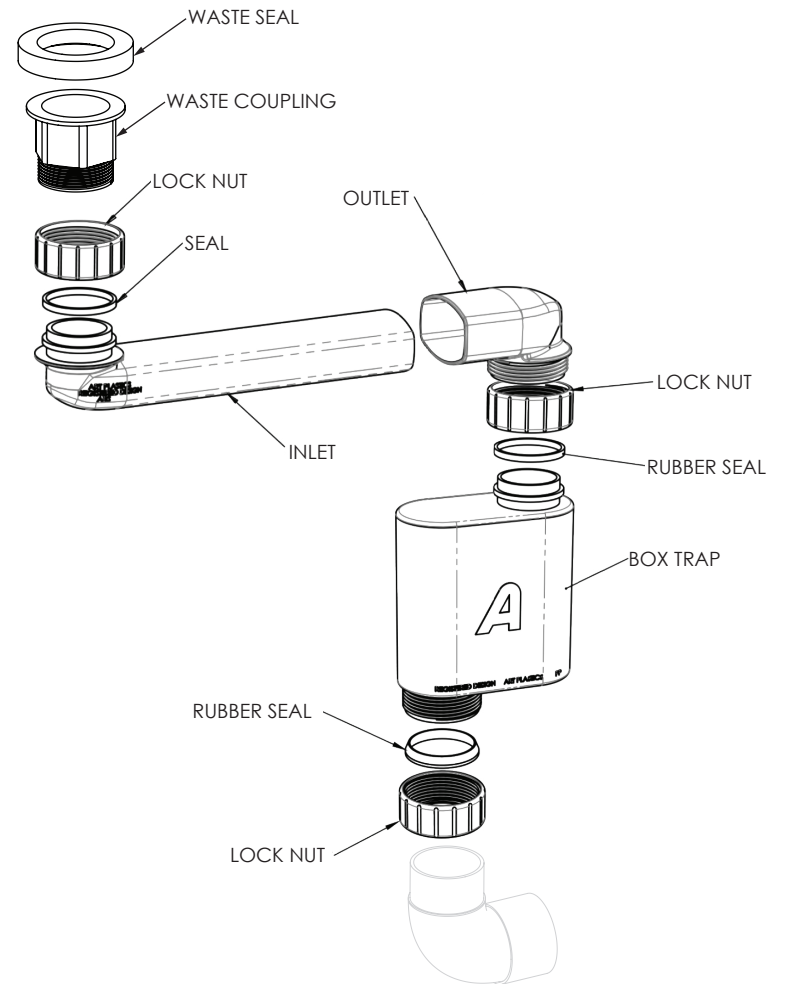
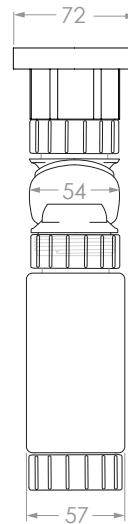
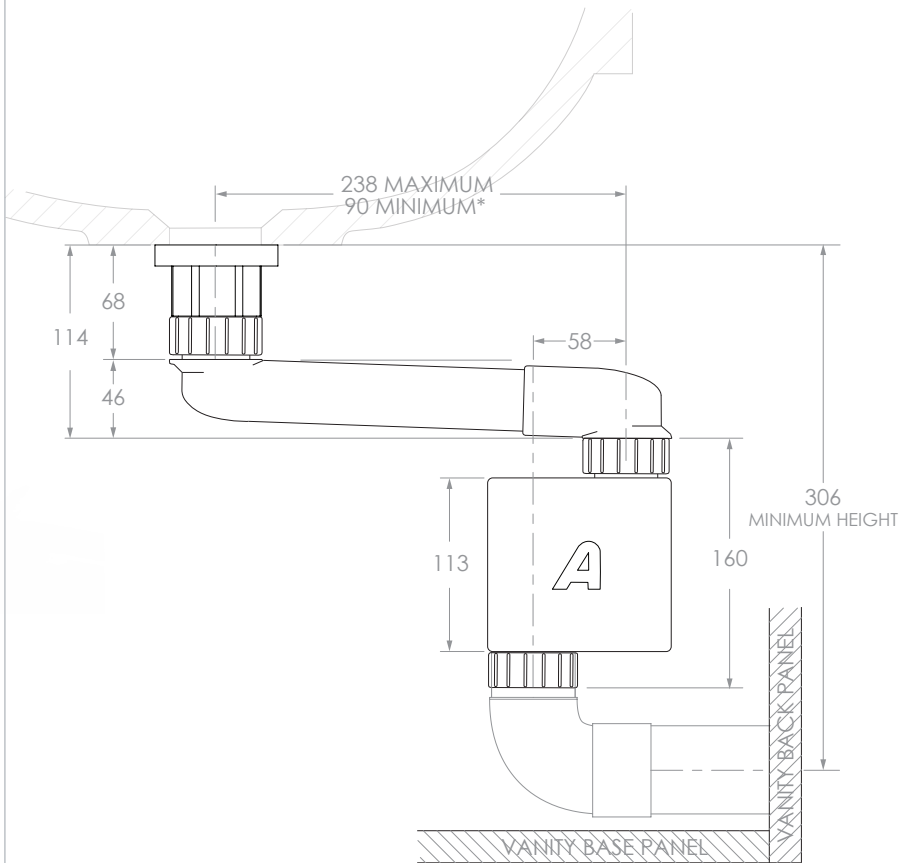


PRODUCT:	CLIFTON 900 OFFSET
SIZE:	901W x 500D x 392H
CONFIGURATION:	DOOR & DRAWER, WALL HUNG
VERSION: 02	DATE: 30/06/2023

TOP:	12MM BRIGHT WHITE CHERRY PIE
BASIN POSITION:	OFFSET (RIGHT PICTURED)*
CODE:	CLIFCS0900WHLCP (LEFT OFFSET) CLIFCS0900WHRCP (RIGHT OFFSET) *LEFT IS SAME, BUT MIRRORED

NOTES:	DIMENSIONS ARE NOMINAL. DO NOT DRILL OR ROUGH IN UNTIL YOU HAVE RECEIVED AND MEASURED YOUR VANITY. ALL DIMENSIONS ARE IN MILLIMETRES. DO NOT MEASURE FROM DRAWING. SPACE SAVER PLUMBING KIT INCLUDED TO CONCEAL PLUMBING BEHIND DRAWER. PLEASE NOTE THAT THE BOX TRAP IS NOT COMPATIBLE WITH ALL BASINS. RECOMMEND USING A SHORT TRAP FOR SEMI INSET BASINS.
--------	--



PRODUCT:	SPACE SAVER PLUMBING KIT
CODE:	SPCSVRKIT40
OUTLET SIZE:	40MM
VERSION: 02	DATE: 29/06/2023

FINISH: WHITE

**NOTES:**  
 DIMENSIONS ARE NOMINAL. DO NOT DRILL OR ROUGH IN UNTIL YOU HAVE RECEIVED AND MEASURED YOUR VANITY.  
 ALL DIMENSIONS ARE IN MILLIMETRES. DO NOT MEASURE FROM DRAWING.  
 SPACE SAVER PLUMBING KIT INCLUDED TO CONCEAL PLUMBING BEHIND DRAWER. PLEASE NOTE THAT THE BOX TRAP IS NOT COMPATIBLE WITH ALL BASINS. RECOMMEND USING A SHORT TRAP FOR SEMI INSET BASINS.